

SUNLIFE



GM12-150

12V 150AH AGM Battery

Characteristics

Nominal Voltage		12V
Nominal Capacity (10 hour rate)		150Ah
Capacity 25°C (77°F)	10 hour rate (15.0A)	150Ah
	3 hour rate (37.5A)	112.5Ah
	1 hour rate (82.5A)	82.5Ah
Internal Resistance	Full Charged Battery 25°C (77°F)	≤5mΩ
Cyclic Life	50%(C ₁₀) Depth of discharge	1000Times
	30%(C ₁₀) Depth of discharge	1200Times
	20%(C ₁₀) Depth of discharge	1500Times
Float Life	25°C (77°F) Float charge at 13.8V	About 10-12 Years
Capacity affected by Temperature (10 hour)	40°C (104°F)	102%
	25°C (77°F)	100%
	0°C (32°F)	85%
	-15°C (5°F)	65%
Capacity affected by Temperature (10 hour)	40°C (104°F)	102%
	25°C (77°F)	100%
	0°C (32°F)	85%
	-15°C (5°F)	65%
Self-Discharge 25°C (77°F)	Capacity after 3 month storage	90%
Operating Temperature Range during Charging/ Discharging	-15°C to 45°C	

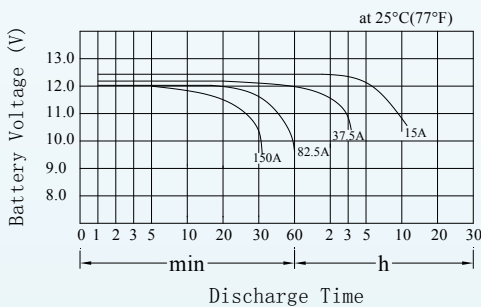
Product Image



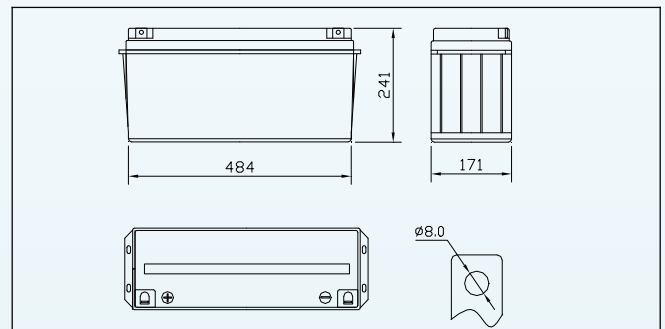
Packing

Battery (LxWxH)	mm±1	484×171×241
	inch	19.1×6.74×9.49
Box (LxWxH)	mm±2	507×194×312
	inch	20.0×7.64×12.3
Quantity Per Box		1 PCS
Net weight Per Cell		41.5 Kg±150g
Net weight Per Box		41.5Kg
Gross Weight		42 Kg

Discharge Curve



Product Dimensions



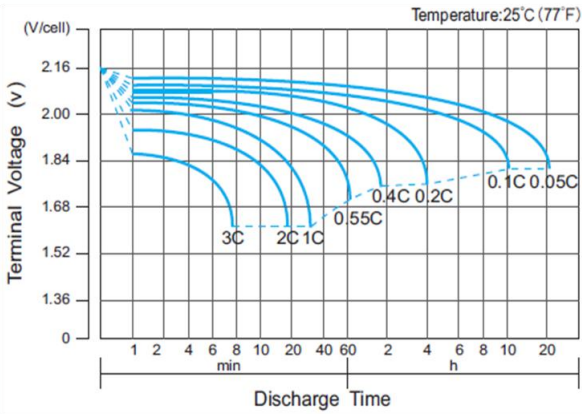
Battery Construction

Component	Positive plate	Negative plate	Container	Safety valve	Terminal	Separator	Electrolyte
Raw Material	Lead dioxide	Lead	ABS	Rubber	Copper	Fiberglass	Sulfuric acid

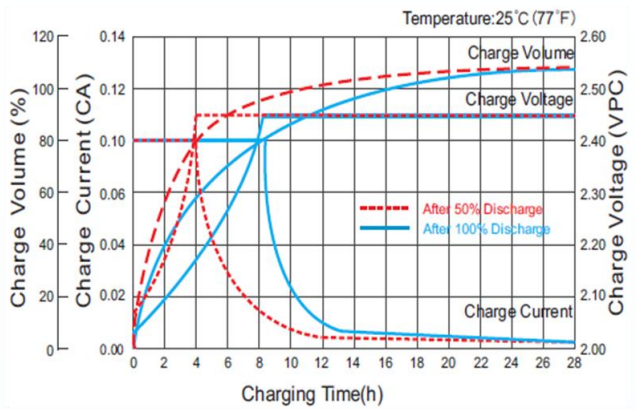
Discharge Characteristics

Voltage	Run Time (Constant Current and Power 25°C 77°F)										
	3 min	5 min	15 min	30 min	45 min	1h	2h	3h	5h	8h	10h
9.6 V	6555	5700	3225	2070	1545	1119	630	473	315	210	186
10.2V	6300	4875	2895	1845	1485	1104	608	465	312	207	185
10.5V	5775	4620	2730	1680	1455	1086	585	458	308	204	182
10.8V	5280	4395	2370	1500	1410	1065	570	435	293	203	180

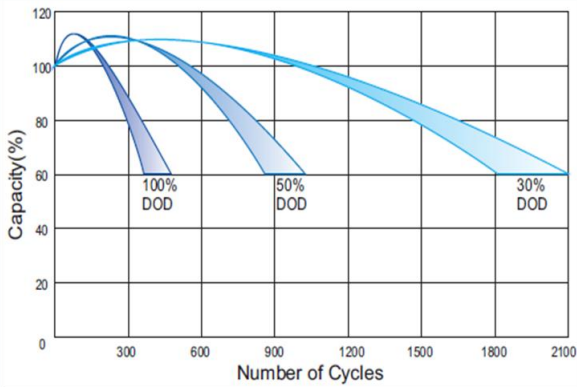
Discharge Characteristics Curve



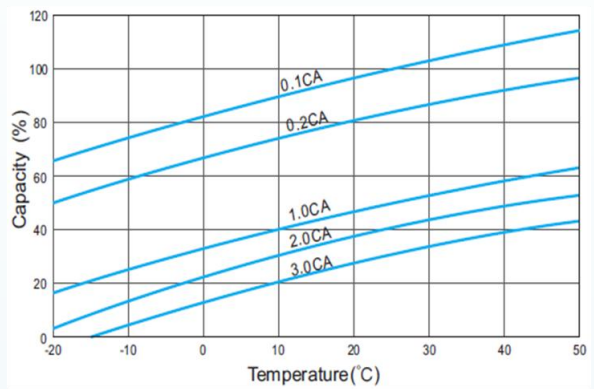
Charging Characteristics



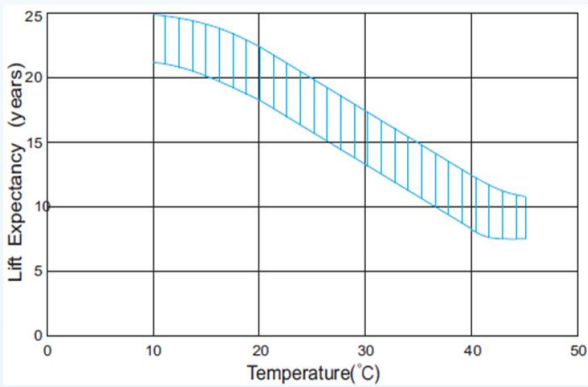
Cycle Life vs. Depth of Discharge (25°C)



Temperature Effects on Capacity



Effect of Temperature on Long Term Life



Storage Characteristics

